

EXHIBIT G-2
THIS REPORT PREPARED PURSUANT TO DUTY IMPOSED BY A.A.C. R13-10-104 (A)

ARIZONA DEPARTMENT OF PUBLIC SAFETY
STANDARD QUALITY ASSURANCE PROCEDURES
INTOXILYZER MODEL 8000

STANDARD CALIBRATION CHECK PROCEDURE

QA SPECIALIST D. Ashby #562 AGENCY YCSO
DATE 10-21-09 TIME 1022
INTOXILYZER SERIAL # 80-001456 LOCATION Yarnell Substation

- (✓) 1. Ensure that gas tank is attached to instrument and contains a standard alcohol concentration solution 100 AC.
OR
Pour a standard alcohol concentration solution _____ AC, into a clean dry simulator and assemble the simulator. Ensure that a tight seal has been made. Turn on the simulator and allow temperature to reach 34°C ± 0.2°C
- (✓) 2. Intoxilyzer 8000 display reads "PUSH BUTTON TO START"
- (✓) 3. Go to the "Control Testing Menu". Select "D" for dry control test or "W" for wet control test. After selection is made press ENTER.
- (✓) 4. Air blank completed.
- (✓) 5. Calibration check completed. Test results 0. 099 AC.
- (✓) 6. Air blank completed.
- (✓) 7. Remove printed record. Attach the record to the completed checklist.


SIGNATURE Deann Ashby #562 / QAS # 33400

INTOXILYZER 8000
Location: YAUAPAI SO YARNELL
Serial Number: 80-001456
10/21/2009 10:21:22

Standard Lot#: 585220
Last Changed By: D. ASHBY #562

DAS: D. ASHBY #562
YAUAPAI CSO

Test	g/210L	Time
Air Blank	0.000	10:21:49
Cal Check	0.099	10:22:08
Air Blank	0.000	10:22:38



Operator's Signature

INTOXILYZER 8000
Location: YAUAPAI SO YARNELL
Serial Number: 80-001456
10/21/2009 10:21:22

Standard Lot#: 585220
Last Changed By: D. ASHBY #562

DAS: D. ASHBY #562
YAUAPAI CSO

Test	g/210L	Time
Air Blank	0.000	10:21:49
Cal Check	0.099	10:22:08
Air Blank	0.000	10:22:38


Operator's Signature

Printer cable loose and readjusted
after the intox machine printed this
receipt out.

EXHIBIT G-4
THIS REPORT PREPARED PURSUANT TO DUTY IMPOSED BY A.A.C. R13-10-104 (A)

ARIZONA DEPARTMENT OF PUBLIC SAFETY
STANDARD QUALITY ASSURANCE PROCEDURES
INTOXILYZER MODEL 8000
STANDARD QUALITY ASSURANCE PROCEDURE

QA SPECIALIST D Ashby #562 AGENCY YCSO
DATE 10-21-07 TIME 1028
INTOXILYZER SERIAL # 80-001456 LOCATION Yarnell Substation

() 1. Display Reads "PUSH BUTTON TO START"

DIAGNOSTIC TESTS

- () 1. Clock time check.
() 2. Date check.

OPERATIONAL TESTS

- () 1. Alcohol-free subject test result 0. 000 AC.
() 2. Error recognition logic system functioning.
Not a Successfully Completed Test Sequence printed
() 3. Proper sample recognition system.
Not a Successfully Completed Test Sequence printed
Deficient sample printed.
() 4. Standard Calibration Check standard 0. 100 AC. Result 0. 098 AC.

Instrument is operating properly and accurately. YES NO

COMMENTS

My cell phone went off and caused an RFI detect prior to my first test.

SIGNATURE

Dennis J. Ashby #562 / QAS#33400

INTOXILYZER 8000

Location: YAVAPAI SO YARNELL

Serial Number : 80-001456

10/21/2009

10:26:37

Standard Lot#: 585220

Last Changed By: D. ASHBY #S62

QAS: D. ASHBY #S62

YAVAPAI CSO

Operator: D. ASHBY #S62

YAVAPAI CSO

Subject: SQAP,TEST

DOB: 01/01/1999

Sex: M

Weight: 150

15 Minute Deprivation Period? Yes

Test	g/210L	Time
Air Blank	RFI*	10:27:21
Air Blank	0.000	10:27:50

*RFI Detect

Not a Successfully Completed Test Sequence

INTOXILYZER 8000

Location: YAVAPAI SO YARNELL

Serial Number : 80-001456

10/21/2009

10:28:10

Standard Lot#: 585220

Last Changed By: D. ASHBY #S62

QAS: D. ASHBY #S62

YAVAPAI CSO

Operator: D. ASHBY #S62

YAVAPAI CSO

Subject: SOAP,TEST

DOB: 01/01/1999

Sex: M

Weight: 150

15 Minute Deprivation Period? Yes

Test	g/210L	Time
Air Blank	0.000	10:29:01
Diagnostic Test	Pass	10:29:29
Air Blank	0.000	10:29:56
0.100 Cal Check	0.098	10:30:15
Air Blank	0.000	10:30:45
Subject Test	0.000	10:31:03
Air Blank	0.000	10:31:30
Five Minute Wait	ABT*	
Air Blank	0.000	10:32:07

*Sequence Aborted

Not a Successfully Completed Test Sequence

INTOXILYZER 8000

Location: YAVAPAI SO YARNELL

Serial Number : 80-001456

10/21/2009

10:33:02

Standard Lot#: 585220

Last Changed By: D. ASHBY

#S62

QAS: D. ASHBY

#S62

YAVAPAI CSO

Operator: D. ASHBY

#S62

YAVAPAI CSO

Subject: SQAP,TEST

DOB: 01/01/1999

Sex: M

Weight: 150

15 Minute Deprivation Period? Yes

Test	g/210L	Time
Air Blank	IPS*	10:33:42
Air Blank	0.000	10:34:10

*Improper Sample

Not a Successfully Completed Test Sequence

INTOXILYZER 8000
Location: YAVAPAI SO YARNELL
Serial Number : 80-001456
10/21/2009

10:35:18

Standard Lot#: 585220
Last Changed By: D. ASHBY #S62

QAS: D. ASHBY #S62
YAVAPAI CSO

Operator: D. ASHBY #S62
YAVAPAI CSO

Subject: SQAP,TEST

DOB: 01/01/1999

Sex: M Weight: 150

15 Minute Deprivation Period? Yes

Test	g/210L	Time
Air Blank	RFI*	10:35:59
Air Blank	0.000	10:36:27

*RFI Detect

Not a Successfully Completed Test Sequence

INTOXILYZER 8000

Location: YAVAPAI SO YARNELL

Serial Number : 80-001456

10/21/2009

10:36:39

Standard Lot#: 585220

Last Changed By: D. ASHBY #S62

QAS: D. ASHBY #S62

YAVAPAI CSO

Operator: D. ASHBY #S62

YAVAPAI CSO

Subject: SQAP,TEST

DOB: 01/01/1999

Sex: M

Weight: 150

15 Minute Deprivation Period? Yes

Test	g/210L	Time
Air Blank	0.000	10:37:28
Diagnostic Test	Pass	10:37:56
Air Blank	0.000	10:38:23
0.100 Cal Check	0.098	10:38:42
Air Blank	0.000	10:39:11
Subject Test	0.039*	10:42:20
Air Blank	0.000	10:42:56
Air Blank	0.000	10:43:23
Subject Test	XXX**	10:43:43
Air Blank	0.000	10:44:18

*Deficient Sample

**Invalid Sample

Begin new deprivation period

Not a Successfully Completed Test Sequence

EXHIBIT G-2
THIS REPORT PREPARED PURSUANT TO DUTY IMPOSED BY A.A.C. R13-10-104 (A)

ARIZONA DEPARTMENT OF PUBLIC SAFETY
STANDARD QUALITY ASSURANCE PROCEDURES
INTOXILYZER MODEL 8000
STANDARD CALIBRATION CHECK PROCEDURE

QA SPECIALIST D. Ashby #562 AGENCY YCSO

DATE 10-21-09 TIME 1036

INTOXILYZER SERIAL # 80-001456 LOCATION Yarnell Substation

- (✓) 1. Ensure that gas tank is attached to instrument and contains a standard alcohol concentration solution 100 AC.
OR
Pour a standard alcohol concentration solution _____ AC, into a clean dry simulator and assemble the simulator. Ensure that a tight seal has been made. Turn on the simulator and allow temperature to reach 34°C ± 0.2°C
- (✓) 2. Intoxilyzer 8000 display reads "PUSH BUTTON TO START"
- (✓) 3. Go to the "Control Testing Menu". Select "D" for dry control test or "W" for wet control test. After selection is made press ENTER.
- (✓) 4. Air blank completed.
- (✓) 5. Calibration check completed. Test results 0.098 AC.
- (✓) 6. Air blank completed.
- (✓) 7. Remove printed record. Attach the record to the completed checklist.

SIGNATURE D. Ashby #562 / QAS # 33400

INTOXILYZER 8000

Location: YAVAPAI SO YARNELL

Serial Number: 80-001456

10/21/2009

10:47:44


Standard Lot#: 585220

Last Changed By: D. ASHBY #S62

QAS: D. ASHBY #S62

YAVAPAI CSO

Test	g/210L	Time
Air Blank	0.000	10:48:11
Cal Check	0.098	10:48:30
Air Blank	0.000	10:48:59


Operator's Signature #S62/QAS#33400