

EXHIBIT G-2  
THIS REPORT PREPARED PURSUANT TO DUTY IMPOSED BY A.A.C. R13-10-104 (A)

ARIZONA DEPARTMENT OF PUBLIC SAFETY  
STANDARD QUALITY ASSURANCE PROCEDURES  
INTOXILYZER MODEL 8000

STANDARD CALIBRATION CHECK PROCEDURE

QA SPECIALIST T. AMANBURGER #252 AGENCY PRESCOTT P.D.  
DATE 050610 TIME 1057  
INTOXILYZER SERIAL # 80-000337 LOCATION P.P.D.

- () 1. Ensure that gas tank is attached to instrument and contains a standard alcohol concentration solution .100 AC.  
OR  
Pour a standard alcohol concentration solution \_\_\_\_\_ AC, into a clean dry simulator and assemble the simulator. Ensure that a tight seal has been made. Turn on the simulator and allow temperature to reach  $34^{\circ}\text{C} \pm 0.2^{\circ}\text{C}$
- () 2. Intoxilyzer 8000 display reads "PUSH BUTTON TO START"
- () 3. Go to the "Control Testing Menu". Select "D" for dry control test or "W" for wet control test. After selection is made press ENTER.
- () 4. Air blank completed.
- () 5. Calibration check completed. Test results 0. 099 AC.
- () 6. Air blank completed.
- () 7. Remove printed record. Attach the record to the completed checklist.

SIGNATURE  #252

INTOXILYZER 8000  
Location: PRESCOTT P.D  
Serial Number: 80-000337  
Core Version: 8105.48  
05/06/2010

10:57:35

-----  
Standard Lot#: 685215  
Last Changed By: T. ATTENBERGER #252  
-----

QAS: T. ATTENBERGER #252  
PRESCOTT PD  
-----

Operator: T. ATTENBERGER #252  
PRESCOTT PD  
-----

Test	g/210L	Time
Air Blank	0.000	10:58:06
0.100 Cal Check	0.099	10:58:27
Air Blank	0.000	10:58:56

Preventative Maintenance  
Performed -- Timer Reset

A handwritten signature in black ink, appearing to be 'T. Attenberger', followed by the number '252' written to the right of the signature.

EXHIBIT G-4  
THIS REPORT PREPARED PURSUANT TO DUTY IMPOSED BY A.A.C. R13-10-104 (A)

ARIZONA DEPARTMENT OF PUBLIC SAFETY

STANDARD QUALITY ASSURANCE PROCEDURES  
INTOXILYZER MODEL 8000

STANDARD QUALITY ASSURANCE PROCEDURE

QA SPECIALIST T. Ammerlaan #250 AGENCY Picayune PD  
DATE 050610 TIME 1100  
INTOXILYZER SERIAL # 80-000337 LOCATION Picayune

() 1. Display Reads "PUSH BUTTON TO START"

DIAGNOSTIC TESTS

- () 1. Clock time check.  
() 2. Date check.

OPERATIONAL TESTS

- () 1. Alcohol-free subject test result 0. 000 AC.  
() 2. Error recognition logic system functioning.  
Not a Successfully Completed Test Sequence printed  
() 3. Proper sample recognition system.  
Not a Successfully Completed Test Sequence printed  
Deficient sample printed.  
() 4. Standard Calibration Check standard 0. 100 AC. Result 0. 099 AC.

Instrument is operating properly and accurately. YES \_\_\_\_\_ NO \_\_\_\_\_

COMMENTS

ALL FUNCTIONING CORRECTLY.

SIGNATURE

T. Ammerlaan #250

INTOXILYZER 8000

Location: PRESCOTT P.D

Serial Number: 80-000337

Core Version: 8105.48

05/06/2010

11:00:15

---

Standard Lot#: 685215

Last Changed By: T. ATTENBERGER #252

---

QAS: T. ATTENBERGER #252

PRESCOTT PD

---

Operator: T. ATTENBERGER #252

PRESCOTT PD

---

Subject: SQAP, TEST

DOB: 01/01/1900

Sex: M Weight: 300

---

15 Minute Deprivation Period? Yes

---

Test	g/210L	Time
Air Blank	0.000	11:01:49
Diagnostic Test	Pass	11:02:23
Air Blank	0.000	11:02:51
0.100 Cal Check	0.099	11:03:11
Air Blank	0.000	11:03:41
Subject Test	0.000	11:04:00
Air Blank	0.000	11:04:27
Wait	ABT*	
Air Blank	0.000	11:05:04

\*Sequence Aborted



**Not a Successfully Completed Test Sequence**

INTOXILYZER 8000  
Location: PRESCOTT P.D  
Serial Number: 80-000337  
Core Version: 8105.48  
05/06/2010

11:05:41

---

Standard Lot#: 685215  
Last Changed By: T. ATTENBERGER #252

---

QAS: T. ATTENBERGER #252  
PRESCOTT PD

---

Operator: T. ATTENBERGER #252  
PRESCOTT PD

---

Subject: SQAP, TEST  
DOB: 01/01/1900  
Sex: M Weight: 300

---

15 Minute Deprivation Period? Yes

---

Test	g/210L	Time
Air Blank	IPS*	11:06:43
Air Blank	0.000	11:07:11

\*Improper Sample

*T. Attenberger* #252

**Not a Successfully Completed Test Sequence**

INTOXILYZER 8000  
Location: PRESCOTT P.D  
Serial Number: 80-000337  
Core Version: 8105.48  
05/06/2010

11:08:42

---

Standard Lot#: 685215  
Last Changed By: T. ATTENBERGER #252

---

QAS: T. ATTENBERGER #252  
PRESCOTT PD

---

Operator: T. ATTENBERGER #252  
PRESCOTT PD

---

Subject: SQAP, TEST  
DOB: 01/01/1900  
Sex: M Weight: 300


---

15 Minute Deprivation Period? Yes

---

Test	g/210L	Time
Air Blank	RFI*	11:09:40
Air Blank	0.000	11:10:08

\*RFI Detect



**Not a Successfully Completed Test Sequence**

INTOXILYZER 8000  
Location: PRESCOTT P.D  
Serial Number: 80-000337  
Core Version: 8105.48  
05/06/2010

11:11:52

---

Standard Lot#: 685215  
Last Changed By: T. ATTENBERGER #252

---

QAS: T. ATTENBERGER #252  
PRESCOTT PD

---

Operator: T. ATTENBERGER #252  
PRESCOTT PD

---

Subject: SQAP, TEST  
DOB: 01/01/1900  
Sex: M Weight: 300

---

15 Minute Deprivation Period? Yes


---

Test	g/210L	Time
Air Blank	0.000	11:13:01
Diagnostic Test	Pass	11:13:35
Air Blank	0.000	11:14:03
0.100 Cal Check	0.098	11:14:23
Air Blank	0.000	11:14:53
Subject Test	0.041*	11:18:00
Air Blank	0.000	11:18:33
Air Blank	0.000	11:19:00
Subject Test	XXX**	11:19:30
Air Blank	0.000	11:20:04

\*Deficient Sample

\*\*Invalid Sample

Begin new deprivation period

A handwritten signature in black ink, appearing to be 'T. Attenberger' with a stylized flourish.

Not a Successfully Completed Test Sequence

EXHIBIT G-2  
THIS REPORT PREPARED PURSUANT TO DUTY IMPOSED BY A.A.C. R13-10-104 (A)


ARIZONA DEPARTMENT OF PUBLIC SAFETY  
STANDARD QUALITY ASSURANCE PROCEDURES  
INTOXILYZER MODEL 8000  
STANDARD CALIBRATION CHECK PROCEDURE

QA SPECIALIST T. ADENBERGER #252 AGENCY Presona PD  
DATE 050610 TIME 1120  
INTOXILYZER SERIAL # 80-000337 LOCATION P.P.D.

() 1. Ensure that gas tank is attached to instrument and contains a standard alcohol concentration solution .100 AC.  
OR

Pour a standard alcohol concentration solution \_\_\_\_\_ AC, into a clean dry simulator and assemble the simulator. Ensure that a tight seal has been made. Turn on the simulator and allow temperature to reach  $34^{\circ}\text{C} \pm 0.2^{\circ}\text{C}$

- () 2. Intoxilyzer 8000 display reads "PUSH BUTTON TO START"  
() 3. Go to the "Control Testing Menu". Select "D" for dry control test or "W" for wet control test. After selection is made press ENTER.  
() 4. Air blank completed.  
() 5. Calibration check completed. Test results 0. 099 AC.  
() 6. Air blank completed.  
() 7. Remove printed record. Attach the record to the completed checklist.

SIGNATURE  #252

INTOXILYZER 8000  
Location: PRESCOTT P.D  
Serial Number: 80-000337  
Core Version: 8105.48  
05/06/2010 11:20:48

-----  
Standard Lot#: 685215  
Last Changed By: T. ATTENBERGER #252  
-----

QAS: T. ATTENBERGER #252  
PRESCOTT PD  
-----

Operator: T. ATTENBERGER #252  
PRESCOTT PD  
-----

Test	g/210L	Time
Air Blank	0.000	11:21:18
0.100 Cal Check	0.099	11:21:39
Air Blank	0.000	11:22:09

Preventative Maintenance  
Performed -- Timer Reset

